

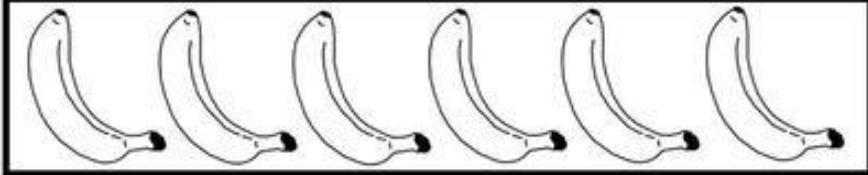











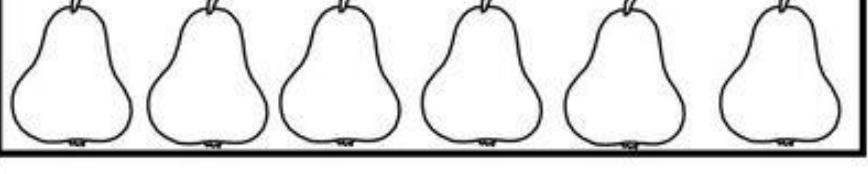



MATEMATIKA



Vybarvi správnými barvami tolik ovoce, kolik ukazují prsty a číslo na pravé straně.

	 2
	 4
	 1
	 5
	 6
	 3
	 2
	 1

Spočítej a pojmenuj tvary.

LA CONTAR FIGURAS!
• ESCRIBE CUANTAS FIGURAS HAY DE CADA FORMA GEOMÉTRICA.
• ¡DIBUJA!

The worksheet contains three rows of illustrations and their corresponding shape counting options:

- Row 1 (Train):** A train composed of various geometric shapes. To its right are four shapes with lines for counting: a square, a circle, a triangle, and a rectangle.
- Row 2 (House):** A house with a chimney, a tree, and other elements. To its right are four shapes with lines for counting: a square, a circle, a triangle, and a rectangle.
- Row 3 (Person):** A stylized person with a hat and a bow tie. To its right are four shapes with lines for counting: a square, a circle, a triangle, and a rectangle. A small icon of a person is located at the bottom right of this row.

PSANÍ:

2 2 2 2

2 2 2 2 2 2 2

2 2 2 2 2 2 2 2 2 2 2 2 2 2

2 2 2 2 2 2 2

2 2 2 2 2 2 2 2 2 2 2 2 2 2





A handwriting practice sheet consisting of 12 rows. Each row is defined by four horizontal lines: a solid top line, a dashed middle line, a solid baseline, and a solid bottom line. Vertical lines divide the page into four columns. The first column contains a red vertical bar with a green border, and the second column contains a diamond ring. The remaining three columns are empty for practice.

VĚCNÉ UČENÍ:




Rozstříhej a přiřaď oblečení k ročnímu období.





Vystřihni, přiřaď, nalep a vybarvi a zvířátka pojmenuj.

ANIMAL _____
Matching

Directions: Cut and paste to finish the pictures.

  Copyright © 2017 Pendidikan dan Kebudayaan
Kementerian Pendidikan dan Kebudayaan
www.pendidikan.kemdikbud.go.id



ŘEČOVÁ VÝCHOVA:

Vyprávějte si pohádku podle obrázkové osnovy. Jednotlivé postavy vystříhejte a nalepte za řepu. Obrázek vybarvěte.

<p>Vystříhni a přikládej</p>	