
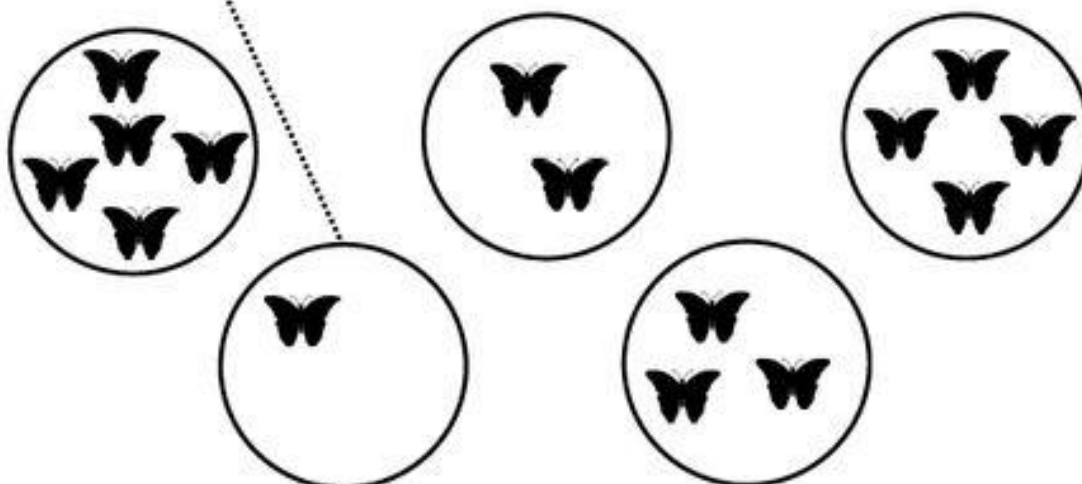


## Pracovní listy pro kroužek Chytrolín

### PŘEDMATEMATICKÉ DOVEDNOSTI, POČET DO 5

Spojte k sobě číslo, odpovídající počet motýlků a stejné číslo znázorněné puntíky. Nakonec vybarvěte všechny obrázky podle vzoru:



## Pracovní listy [maminkám.cz](http://maminkam.cz)

Společně s rodiči a dětskými sestrami a bratry se učíme čísel.


1 •

•



2 •

•



3 •

•



4 •

•



5 •

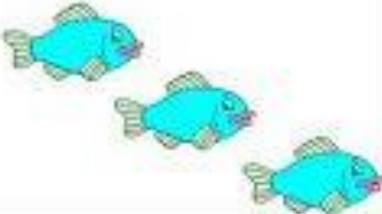
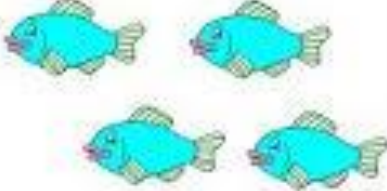
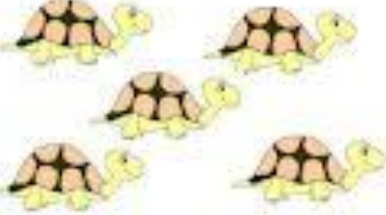
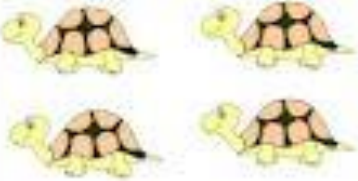


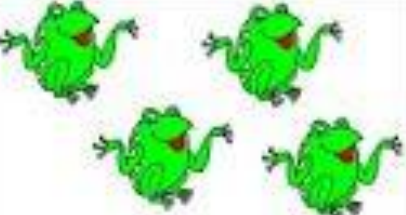



•



# Méně, více, stejně




Méně, více, stejně

# ČTENÍ – NÁCVIK, PROCVIČOVÁNÍ:



## M m

Máma má  .


Máme mámu.


Máma má Emu. Emo!

Máme i  .

Máma má  .

Mami! Mámo!

Ema má  .

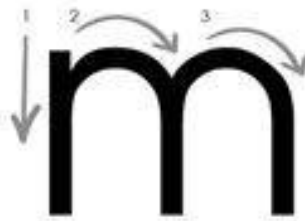
Máma má  .

Ema umí  .



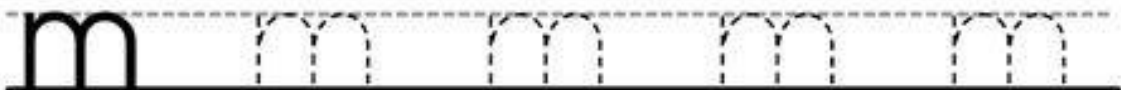

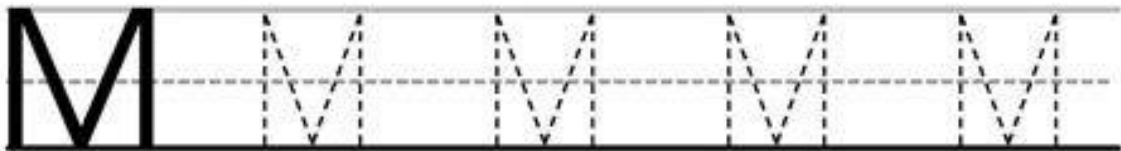
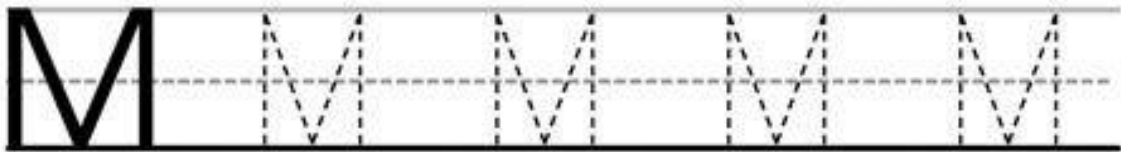
Má Ema  ? A N



PSANÍ:









Mouse











[rayitodecolores.blogspot.com](http://rayitodecolores.blogspot.com)





[rayitodecolores.blogspot.com](http://rayitodecolores.blogspot.com)





VĚCNÉ UČENÍ – SPOJ ZVÍŘÁTKO SE SVÝM STÍNEM:



VĚCNÉ UČENÍ – DOPRAVNÍ VÝCHOVA – rozstříhej, správně roztříd' a nalep, co kam patří.

ZEMĚ		VODA		VZDUCH	
